

10 Bay Desktop Professional Modular Battery Charger-PMC10A

- For smart and semi-smart batteries.
- Chemistry independent (LiPolymer, LiIon, NiMH, NiCd, SLA).
- Charges up to 10 batteries in parallel.
- Suitable for use with notebook and other IT batteries etc..

Input Characteristics

Input Voltage / Frequency	Input Current	Inrush Current
90 – 264VAC 47-63Hz	maximum 4.3A / 110 VAC	maximum 1.8A / 230VAC
		230 VAC / 40 A @ 25°C

Output Characteristics per Charge Bay (Charger has 10 Bays)

Output Charge Voltage			Output Current				Safety	
max.	Accuracy	Charge Algorithm	min.	max.	Accuracy	Power	Efficiency	Protection
16.8 VDC	± 1%	LiIon NiCd&NiMH	0.0 A	3.3 A	± 5%	32 Watts	86% typ.	Reverse polarity
		CV / CC CC						

End of Charge

In the case of smart batteries according to SMBus the End of charge (EOC) will be communicated by the battery to the charger. In addition the charger has 3 redundant safety backup charge cut-off features: 1)Voltage 2)Timer 3)Temperature.

Maximum Charge Current

In the case of smart batteries according to SMBus the max. charge current will be communicated by the battery to the charger.

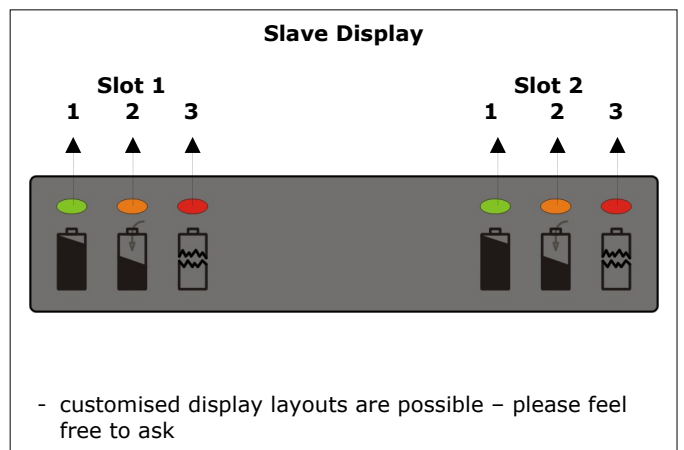
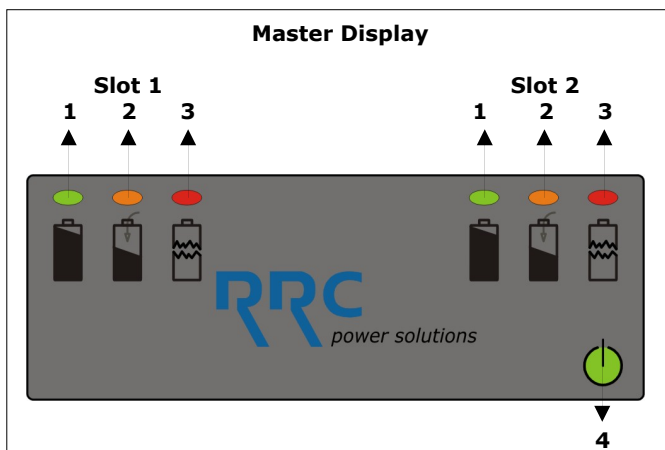
Housing Specifications

Protection	Length	Width	Height	Weight (approx.)
IP 40	555 mm	225 mm	170 mm	5000g without modules

Operation Display

Length	Height	Thickness
83mm	30mm	1.4mm

1	2	3	4
Green LED for full	Orange LED for charge	Red LED for defect	Green LED for stand by / power on



Technical Data Sheet

Battery Charger PMC10A



International Standards

Conducted and Radiated Emissions	Electro Static Discharge (ESD)	Radiated Electro Magnetic Fields (RS)	Electrical Fast Transient Burst (EFT)
CFR47, FCC part 15 CLASS B, EN55022 CLASS B, EN55024, EN61000-3-2, EN61000-3-3	EN61000-4-2	EN61000-4-3	EN61000-4-4
Lightning Surge	Conducted Radio Frequency Disturbances (CS)	Power Frequency Magnetic Field	Voltage Dips / Short Interruption / Variations
EN61000-4-5	EN61000-4-6	EN61000-4-8	EN61000-4-11





Reliability

Mean Time before Failure (MTBF)	Component de-rating
MIL-STD-217F: 40,000 hours at 25°C (Calculated) 200,000 hours at 25°C (Demonstrated)	Semiconductor junction temperatures shall not exceed the manufacturer's maximum thermal rating.



World Wide Approvals and Green Procurement

Europe	International	USA / Canada
CE – EN 60950-1	CB report – IEC 60950-1 RoHS 2002 / 95 EC and WEEE 2002 / 96 / EC	cULus 60950-1

Connector and Cable Specification

Input Cable				AC Inlet plug
for Europe code EU	for USA code US	for United Kingdom code UK	for Australia code AUS	IEC 320 – C 13
				
Typical input cable length ca. 180 cm / Colour black				

Ordering Codes

Product	Part Number	RRC Reserved	RRC Reserved	Input Cable Code	Module Code
	10 bay battery charger PMC10A	001	input code	input code	
	2 bay battery module PMCM	-	RR	-	007*

* for DR15s, DR35s, DR36s, DR201s, DR202s or compatible batteries.

Contact Addresses

Germany/Headquarters	France	USA	Hong Kong/China
RRC power solutions GmbH Technologiepark 1 D-66424 Homburg / Saar	RRC power solutions SAS 69, rue Louise Michel F-92300 Levallois-Perret	RRC power solutions Inc. 19713 Yorba Linda Blvd. #207 Yorba Linda, CA 92886-3532	RRC power solutions Ltd. 9/F Park Tower, 15 Austin Road Tsim Sha Tsui, Kowloon, Hong Kong
Tel.: +49 6841 98090 Fax: +49 6841 9809280 Email: sales@rrc-ps.de Web: www.rrc-ps.de	Tel.: +33 13005 6100 Fax: +33 13005 6101 Email: france@rrc-ps.com Web: www.rrc-ps.com	Tel.: +1 714 777 3604 Fax: +1 714 777 3658 Email: usa@rrc-ps.com Web: www.rrc-ps.com	Tel.: +852 2376 0106 Fax: +852 2376 0107 Email: hkrrc@rrc-ps.cn Web: www.rrc-ps.com